

# ONDUCLAIR PVC




*PVC profiled rooflight sheets*

Natural light  
illumination

Choice of qualities

Easy to handle and fix




**Onduline**<sup>®</sup>

Lightweight roofing systems

[www.onduline.co.uk](http://www.onduline.co.uk)

# ONDUCLAIR PVC



*Onduclair PVC® sheets are manufactured to the highest standards using polyvinyl chloride resin (thermoplastic resin) produced in five thicknesses to match your requirements.*

*Onduclair PVC® sheets provide natural light illumination on roofs and side claddings on all types of buildings.*

## *A range which meets every need*



### A HIGH PERFORMANCE RANGE

Developed continuously since 1963.

The Onduclair PVC® range provides a durable, high performance roofing sheet you can rely upon.

Excellent light transmission - 80 to 85% clarity in transparent or clear.

High resistance to hail under normal conditions.

The sheets comply with European standards: EN 1013-1 and EN 1013-3.

\* Terms and conditions apply.

## ADVANTAGES

### LASTING PERFORMANCE

Onduclair PVC® sheets are produced using co-extrusion 2-sided protection technology. As a consequence the sheets light transmission capabilities can be sustained over long periods, resulting in the sheets having a high resistance to UV degradation.

### GUARANTEED QUALITY


With the benefit of over 50 years experience in manufacturing PVC sheets, we are able to guarantee\* with confidence the products weathering performance, reflecting in the sheets long service life under normal service conditions.

Note: Only Onduline PVC® heavy duty sheets or are recommended for use with Onduline corrugated bituminous roofing.

### A COMPLETE PROFILE RANGE

The Onduclair PVC® range is available in a wide range of ribbed and corrugated profiles in both translucent and coloured sheet finishes. Simply select the appropriate sheet finish, grade and thickness to match your project requirements.





## THE ONDUCLAIR PVC RANGE



### TRADE RANGE\* (0,8, 1,0, 1.1mm)

Entry level roofing sheets produced for the DIY market (carports, garden shelters, pergolas, etc.).



### PRO RANGE\* (1.1 1.2 mm)

Professional grade roofing sheets produced to meet the exacting requirements of the industrial and agricultural markets.



### PREMIUM RANGE\* (1,3 mm)

High performance roof sheets for use in hostile environments. Guaranteed against hail under normal climatic conditions.

## INSTALLATION NOTES

a/ Refer to our technical fixing specification or alternatively contact our technical sales department for project advice.

b/ Applications should be in compliance with the relevant B.S. Standards and Building Codes of Practice.

c/ Use the Onduclair PVC® sheets without shading systems (blinds, etc.) or insulating products.

d/ The Onduclair PVC® sheets must not be used to form dual walls or over roofing, continuous ventilation under the sheets from the eaves to the ridge is a vital requirement.

e/ The width of the purlin support must be at least 40mm for steel and 60mm for timber.




## INSTALLATION INSTRUCTIONS

- 1/ Determine the distance between the purlin support centres using the **Onduclair PVC** technical data sheets, and set the roof out allowing for the required sheet side and end laps.
- 2/ Install the sheets from the eaves to the ridge, starting from the opposite direction of prevailing winds, with the corrugations or ribs running down the slope of the roof.
- 3/ Drill the fastener holes to a diameter of 5 mm larger than the fastener diameter and at least 50 mm from the sheet end.
- 4/ **Onduclair PVC** fixing components must be used, as the corrugation support blocks avoid the possibility of deforming the sheet corrugations whilst fixing the sheet.
- 5/ Take care not to overtighten securing fixings allowing for thermal movement in the sheets as they expand and contract in response to solar heating.
- 6/ On exposed sites, provide an additional side corrugation overlap to enhance weathering protection and increase sheet end lap as detailed in the fixing specification.
- 7/ All purlin supports covered with PVC sheets must be painted white or be a light colour to avoid heat distortion.
- 8/ **Caution:** Covering roofs can be a hazardous operation. all work must be carried out with due regard to Health and Safety regulations as set out in HSG33 (Roof work).

Profile	Minimum slope	Minimum transverse coverage	Maximum spacing
Large Profiles	5 ° degrees 9 % slope 1 in 11 gradient	200 mm, option reduced to 140 mm*	1,385 m
Small / Mini Profile	15 ° degrees 25 % 1 in 4 gradient	140 mm, option reduced to 100 mm*	1,10 m
Ribbed profiles (Greca and steel-sheet box profiles)	4 ° degrees 7 % 1 in 14 gradient	200 mm, option reduced to 150 mm*	Variable according to profile, never exceed 1,50 m

*\* in sheltered areas depending on the geographic area and roof slope*

## ACCESSORIES



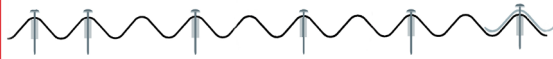
Onduline offer a range of accessories for the most commonly used profiles (attachment kits) and corrugation support fillers. For all information, consult the Sales Department for advice and details.

Profiles	Accessories		
<b>Large Profiles</b>	Wood screw	Reinforced plastic corrugation support	Saddle washer
<b>Mini Profiles</b>	Wood screw 6 x 60	Plastic wedge	Saddle washer
<b>GRECA box Profiles</b>	Wood screw 6 x 60	Plastic wedge	Saddle washer

# THE RANGE OF PROFILES

The Onduclair PVC® sheets are manufactured to the highest standards in five thicknesses and an extensive range of profiles and widths, a small selection of which is represented below. The Sales Department will be pleased to assist you match your exact product requirements.

## PROFILE: ONDULINE CLASSIC 95 /38

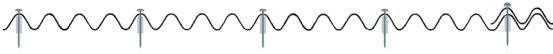


Corrugation dimensions: 95 x 38mm (nominal)

### Onduline Classic 95 / 38 profile:

Sheet Colour:	Translucent or Clear	Thicknesses:	1mm, 1.1mm, or 1.3mm
Sheet:	<b>Length:</b>	<b>Width:</b>	<b>Cover Width:</b>
	1830mm / 6ft	950 mm	850 mm
	2440mm / 8ft	950 mm	850 mm
	3050mm / 10ft	950 mm	850 mm

## PROFILE: ONDULINE MINI



Corrugation dimensions: 48 x 24mm (nominal)

### Onduline Mini Profile:

Sheet Colour:	Translucent or Clear	Thicknesses:	0.8mm, 1mm
Sheet:	<b>Length:</b>	<b>Width:</b>	<b>Cover Width:</b>
	1830mm / 6ft	866mm	768mm
	2440mm / 8ft	866mm	768mm
	3050mm / 10ft	866mm	768mm

## PROFILE: IRON 3"

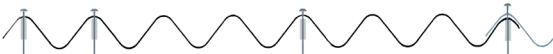


Corrugation dimensions: 76 x 18mm (nominal)

### Iron Profile 3":

Sheet Colour:	Translucent or Clear	Thicknesses:	1mm, 1.1mm, or 1.3mm
Sheet:	<b>Length:</b>	<b>Width:</b>	<b>Cover Width:</b>
	1830mm / 6ft	660 mm	608 mm
	2440mm / 8ft	660 mm	608 mm
	3050mm / 10ft	660 mm	608 mm

## PROFILE: 6" FIBRE CEMENT



Corrugation dimensions: 146 x 48mm (nominal)

### 6" Fibre Cement profile:

Sheet Colour:	Translucent or Clear	Thicknesses:	1.1mm, or 1.3mm
Sheet:	<b>Length:</b>	<b>Width:</b>	<b>Cover Width:</b>
	1830mm / 6ft	1086mm	1016mm
	2440mm / 8ft	1086mm	1016mm
	3050mm / 10ft	1086mm	1016mm

## PROFILE: 3" FIBRE CEMENT

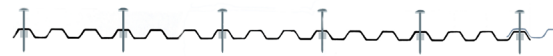


Corrugation dimensions: 72 x 19mm (nominal)

### 3" Fibre Cement profile:

Sheet Colour:	Translucent or Clear	Thicknesses:	0.8mm 1.1mm or 1.3mm
Sheet:	<b>Length:</b>	<b>Width:</b>	<b>Cover Width:</b>
	1830mm / 6ft	762mm	651mm
	2440mm / 8ft	762mm	651mm
	3050mm / 10ft	762mm	651mm

## PROFILE: BOX PR GRECA



Corrugation dimensions: 76 x 17mm (nominal)

### Box PR Greca:

Sheet Colour:	Translucent or Clear	Thicknesses:	0.8, 1mm
Sheet code:	<b>Length:</b>	<b>Width:</b>	<b>Cover Width:</b>
	1830mm / 6ft	1090mm	988mm
	2440mm / 8ft	1090mm	988mm
	3050mm / 10ft	1090mm	988mm

## TRANSPORT AND STORAGE

Onduclair PVC® sheets must be stored flat, away from dampness, direct sunlight and any source of heat, as prior to fixing sheets exposed to U.V. radiation can deform. Therefore, the sheets should be stored internally, or covered with a suitable tarpaulin on site. These precautions must be respected regardless of the product quantity and storage time. Never place one pallet on top of another; the pallets must also be weighed down in strong wind.

[www.onduline.co.uk](http://www.onduline.co.uk)

Onduline Building Products Ltd  
Dawson House, 5 Jewry Street,  
London, EC3N 2EX

Tel: 020 7727 0533

E-mail: [enquiries@onduline.net](mailto:enquiries@onduline.net)